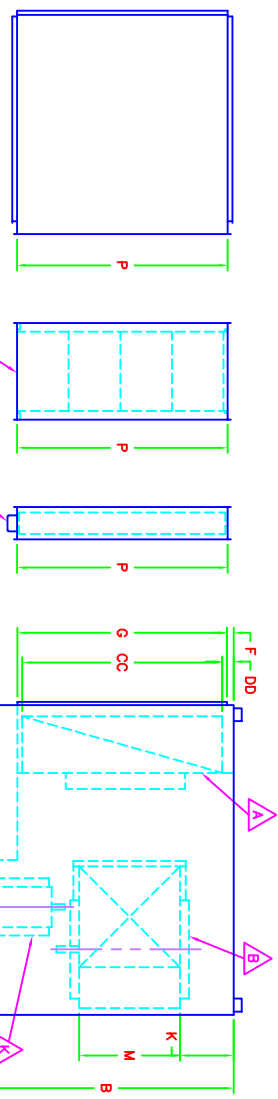
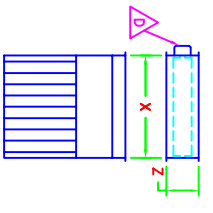
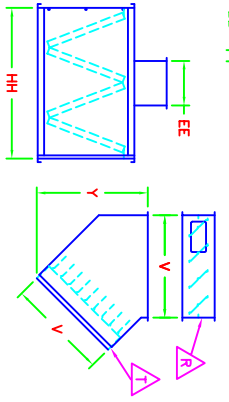
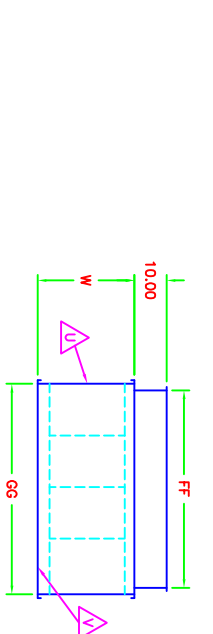
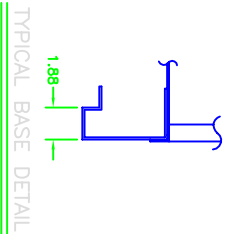
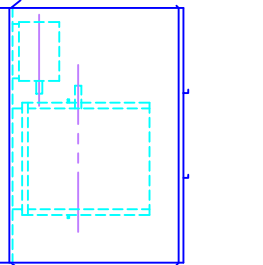
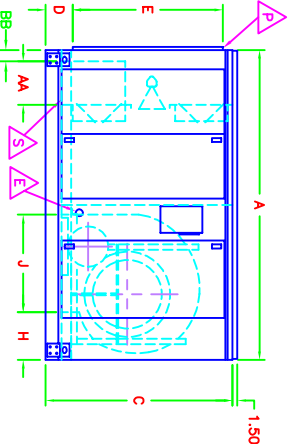
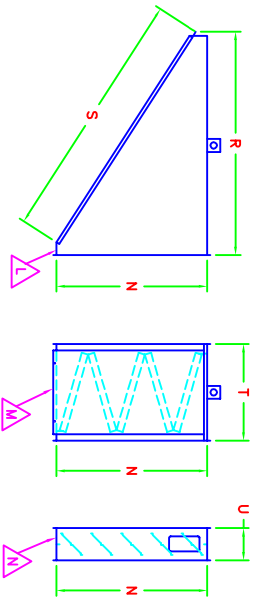


MODEL NO	A	B	C	D	E	F	G	H	J	K	M	N	P	R	S	T	U	V	W	X	Y	Z	AA	BB	CC	DD	EE	FF	GG	HH	**FA FILTER QUANTITY	**FA FILTER/HOOD QUANTITY	**FA FILTER QUANTITY
18M	82	60	54	8.5	40.5	2	56	13	25	12.5	23	40.75	56.25	69.5	76	27	10	25.25	30	23.25	31.5	10	12.5	5.75	41.75	5.75	12.75	42	56.25	32.75	(6)20"x25"&(3)16"x25"	(6)20"x25"&(3)16"x25"	(6)20"x25"&(3)16"x25"
20M	82	60	54	8.5	40.5	2	56	13	25	12.5	23	40.75	56.25	69.5	76	27	10	25.25	30	23.25	31.5	10	12.5	5.75	41.75	5.75	12.75	42	56.25	32.75	(9)20"x25"&(3)16"x25"	(6)20"x25"&(3)16"x25"	(6)20"x25"&(3)16"x25"
22M	100	79	58	8.5	46.5	2	76	14.13	27.5	15.5	27.5	46.75	76.25	69.5	76	26	10	27.75	30	27.75	33.75	10	13.5	5.75	60.75	5.75	13.75	61	76.25	38.75	(9)20"x25"&(3)16"x25"	(9)20"x25"&(3)16"x25"	(9)20"x25"&(3)16"x25"
25M	100	79	58	8.5	46.5	2	76	15.38	31.5	15.5	31.5	46.75	76.25	69.5	76	26	10	31.75	30	31.75	37.75	10	13.5	5.75	60.75	5.75	13.75	61	76.25	38.75	(9)20"x25"&(3)16"x25"	(9)20"x25"&(3)16"x25"	(9)20"x25"&(3)16"x25"
27M	100	88	66	10.5	52.5	2	80	17	34.5	15.5	34.5	52.75	80.25	95.25	101	27	10	34.75	30	34.25	40	10	15.5	5.75	65.75	5.75	15.75	66	80.25	44.75	(20)20"x25"	(16)20"x25"	(16)20"x25"
30M	100	88	66	10.5	52.5	2	80	18.5	37	15.5	37	52.75	80.25	95.25	101	27	10	37.25	30	37.25	43	10	15.5	5.75	65.75	5.75	15.75	66	80.25	44.75	(20)20"x25"	(16)20"x25"	(16)20"x25"
***33M	112	98	76	11.5	59.5	2	92	16.5	43.19	18.5	40	59.75	92.25	91.25	101	27.5	10	43.25	30	40.25	48	10	21.25	5.75	75.75	5.75	21.5	76	92.25	50.75	(15)20"x25"&(10)16"x25"	(12)20"x25"&(8)16"x25"	(12)20"x25"&(8)16"x25"
***36M	112	98	76	11.5	59.5	2	92	16.5	43.19	15.5	43	59.75	92.25	91.25	101	27.5	10	43.25	30	43.85	48	10	21.25	5.75	75.75	5.75	21.5	76	92.25	50.75	(15)20"x25"&(10)16"x25"	(12)20"x25"&(8)16"x25"	(12)20"x25"&(8)16"x25"



- A** 80/20 BURNER PROFILE
- B** FC DMDI BLOWERS
- C** LIFT-OFF INTAKE FILTER SERVICE DOOR
- D** DAMPER MOTOR
- E** GAS CONNECTION
- F** ELEC/MANIFOLD CONTROLS VESTIBULE
- G** HINGED SERVICE DOOR
- H** MAIN DISCONNECT SWITCH
- I** LIFTING LUG (4-PLACES)
- J** SUPPLY FAN BLOWER MOTOR
- L** STANDARD FRESH AIR INTAKE HOOD
HOOD/FILTER COMBINATION
(FILTERS SUPPLIED ONLY WHEN ORDERED)
- M** FRESH AIR INTAKE FILTER
- N** FRESH AIR INTAKE DAMPER
- P** FRESH AIR INTAKE OPENING
- R** DISCHARGE DAMPER
- S** RETURN AIR INTAKE OPENING
- T** DISCHARGE DIFFUSER
- U** RETURN AIR INTAKE FILTER
- V** RETURN AIR INTAKE FILTER SCREEN



NOTES:

- 1 INCH CONNECTION FLANGE SUPPLIED AROUND FRESH AIR INTAKE OPENING
- RAM 18/20 HAS SINGLE VESTIBULE DOOR
- EQUIPMENT SUPPORT RECOMMENDED UNDER FRESH AIR INTAKE FILTER ON RAM 22M & UP
- EQUIPMENT SUPPORT RECOMMENDED UNDER FRESH AIR INTAKE HOOD ON RAM 22M & UP
- ORADLE SUPPORT RECOMMENDED UNDER RETURN DISCHARGE DIFFUSER SUPPLIED W/ADJUSTABLE BLADES
- BASE DESIGNED FOR FLAT MOUNT OR CURB MOUNT
- ALL DIMENSIONS SHOWN IN INCHES
- **FA : FRESH AIR
- **RA : RETURN AIR
- ***- LIFTING EYES ARE LOCATED ON INTAKE & DISCHARGE ENDS ON RAM 33M/36M

DO NOT SCALE DRAWING USE DIMENSIONS SHOWN
ALL DIMENSIONS ARE IN INCHES UNLESS OTHERWISE SPECIFIED

DRAWN BY: TKL
DATE: 02/10/00

APPROVED BY: _____
DATE: _____

REVISIONS

REV	TITLE	REVISION DESCRIPTION	ECN NO	DWG	DATE

RAM-18M, 20M, 22M, 25M, 27M, 30M, 33M AND 36M
ARRANGEMENT H2 DOWN DISCHARGE

7900040C

REVISIONS

2 PLCS ±.03
4 PLCS ±.015